







-  Permanent Easement
-  Subject Property
-  Watercourse
-  Floodline
-  TRCA Property
-  Parcel Assessment



0 75 150  
m

