






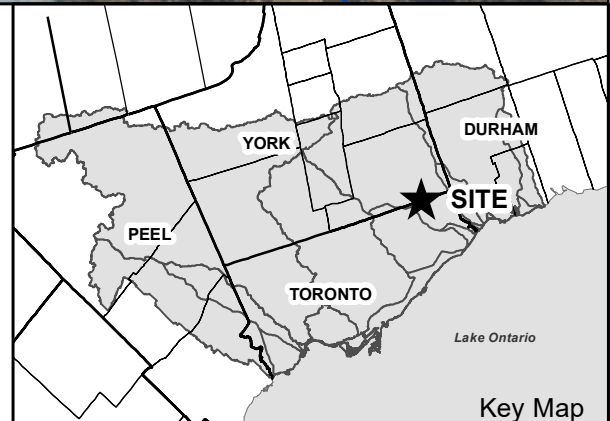


Legend

-  Lands to be Conveyed to Proponent
-  Watercourses
-  Floodline
-  TRCA Property
-  Parcel Assessment



0 75 150
Meters



Key Map