




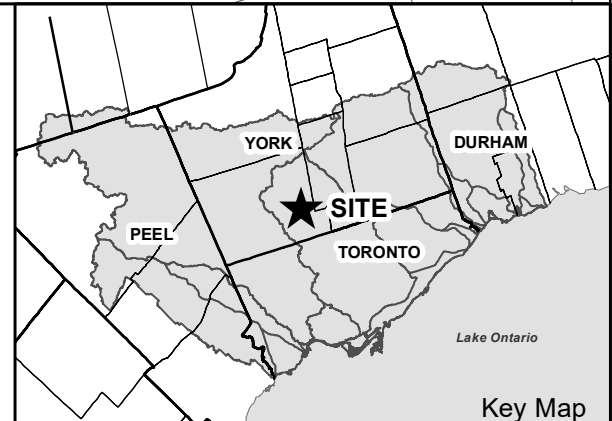


-  Conveyance
-  Permanent Easement
-  Watercourse
-  TRCA Property
-  Parcel Assessment



0 75 150
m



Key Map