








-  Permanent Easement
-  Watercourses
-  Floodline
-  TRCA Property
-  Parcel Assessment



0 100 200
m

