







### Legend

-  Subject Property
-  Watercourses
-  Floodline
-  Regulation Limit
-  TRCA Property
-  Parcel Assessment



0 25 50 100  
Meters

