









-  Subject Property
-  Watercourses
-  Floodline
-  Regulation Limit
-  TRCA Property
-  Parcel Assessment



0 75 150  
Meters

