









-  Subject_Property
-  Watercourses
-  Floodline
-  Regulation Limit
-  TRCA Property
-  Parcel Assessment



0 150 300
Meters

