







Legend

-  Lands to be Conveyed to TRCA
-  Lands to be Retained by Proponent
-  Watercourses
-  Floodline
-  TRCA Property
-  Parcel Assessment



0 200 400
Meters

