






Legend

-  Proposed Project Limits
-  Watercourses
-  Floodline
-  TRCA Property
-  Parcel Assessment



0 75 150
Meters

