










### Legend

-  Land to Owner
-  Land to TRCA
-  Subject Property
-  Watercourses
-  Floodline
-  TRCA Property
-  Parcel Assessment



0 10 20  
Meters

