




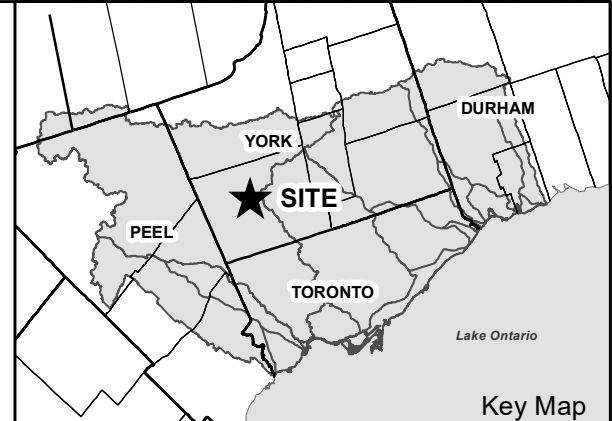


Legend

-  Subject Property
-  Watercourses
-  Floodline
-  TRCA Property
-  Parcel Assessment



0 150 300 600
Meters



Key Map