





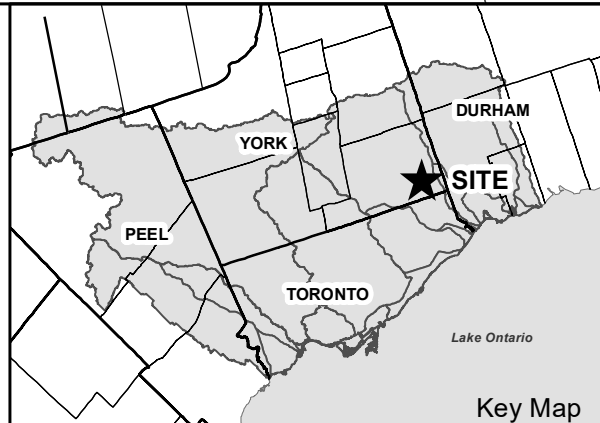


Legend

-  Subject Properties
-  Watercourses
-  TRCA Property
-  Parcel Assessment



0 250 500 1,000
Meters



Key Map