









-  Subject Property
-  Access Easement
-  Watercourses
-  Floodline
-  TRCA Property
-  Parcel Assessment



0 125 250
m

