








-  Lease Area
-  Watercourses
-  Floodline
-  TRCA Property
-  Parcel Assessment



0 30 60
m

