




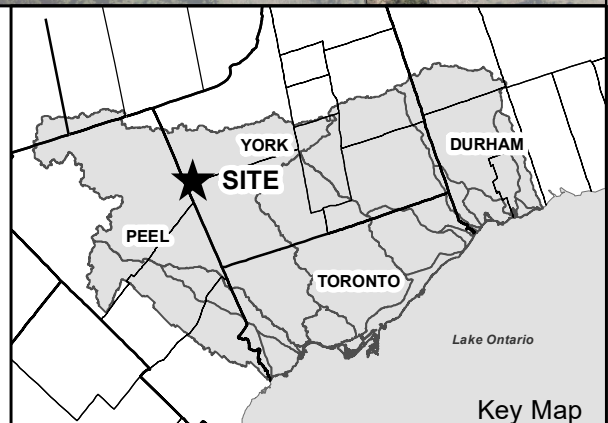




-  Lands to be Leased
-  Watercourses
-  TRCA Property
-  Parcel Assessment



0 250 500 m

Key Map